

Overhead #1

## John's Story



Job: Fast food worker

Injury: Slipped on greasy floor

Overhead #2

## Antonio's Story



Job: Construction helper

Injury: Fell from roof

## Keisha's Story



Job: Computer data entry

Injury: Repetitive stress injury

Overhead #4

## Francisco's Story

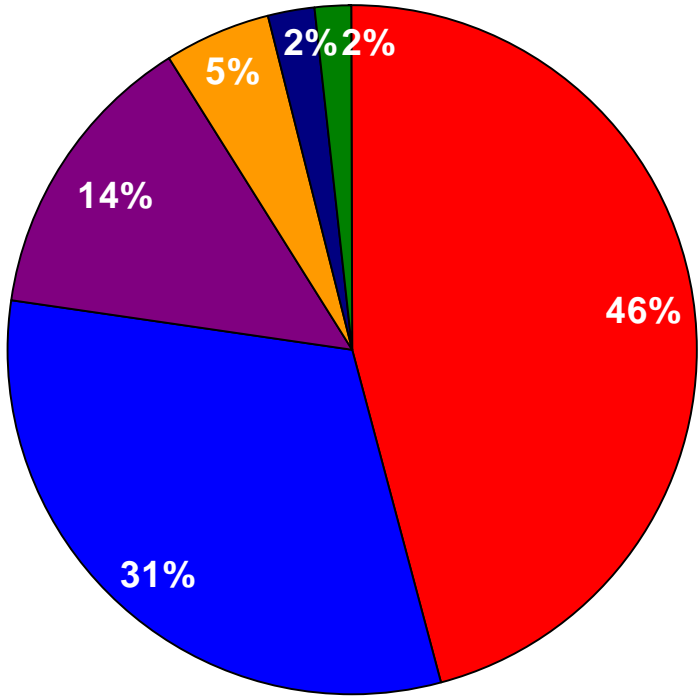


Job: Landscaping worker

Injury: Death

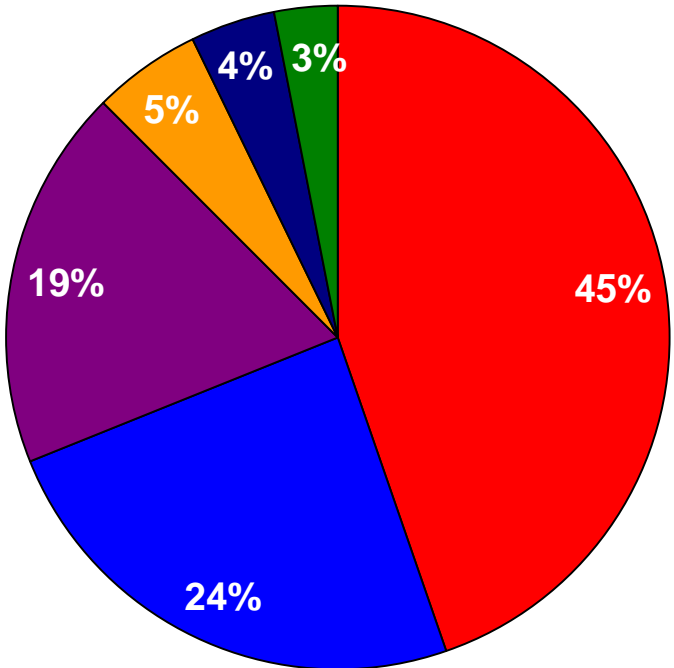
Overhead #5

# Where are teens injured?



- Leisure and hospitality (includes restaurants)
- Retail
- Services and Other
- Manufacturing, Construction, Transportation
- Information, Finance and insurance
- Agriculture and Forestry

# Where teens work



- Leisure and hospitality (includes restaurants)
- Retail
- Services and Other
- Manufacturing, Construction, Transportation
- Information, Finance and Insurance
- Agriculture and Forestry

## Your Safety IQ Quiz

1. The law says your employer must give you training about health and safety hazards on your job.

True       False

2. The law sets limits on how late you may work on a school night if you are under 16

True       False

3. If you are 16 years old you are allowed to drive a car on public streets as part of your job.

True       False

4. If you're injured on the job, your employer must pay for your medical care.

True       False

5. How many teens get injured on the job in the U.S.?

One per day       One per hour  
 One every 5 minutes

## Key Points of This Training

You will learn more about:

- Identifying and reducing hazards on the job
- Laws that protect teens from working too late or too long
- Laws that protect teens from doing dangerous work
- How to solve health and safety problems at work
- What agencies enforce health and safety laws and child labor laws
- What to do in an emergency.

# Job Hazards

A job hazard is anything at work that can hurt you, either physically or mentally.

- **Safety hazards** can cause immediate accidents and injuries.

*Examples:* hot surfaces or slippery floors.

- **Chemical hazards** are gases, vapors, liquids, or dusts that can harm your body.

*Examples:* cleaning products or pesticides.

- **Biological hazards** are living things that can cause sickness or disease.

*Examples:* bacteria, viruses, or insects.

- **Other health hazards** are harmful things, not in the other categories, that can injure you or make you sick. These hazards are sometimes less obvious because they may not cause health problems right away.

*Examples:* noise or repetitive movements.



# Find the Hazards: Fast Food




# Find the Hazards: Grocery Store



# Find the Hazards: Office



# Find the Hazards: Gas Station



# Sample Hazard Map

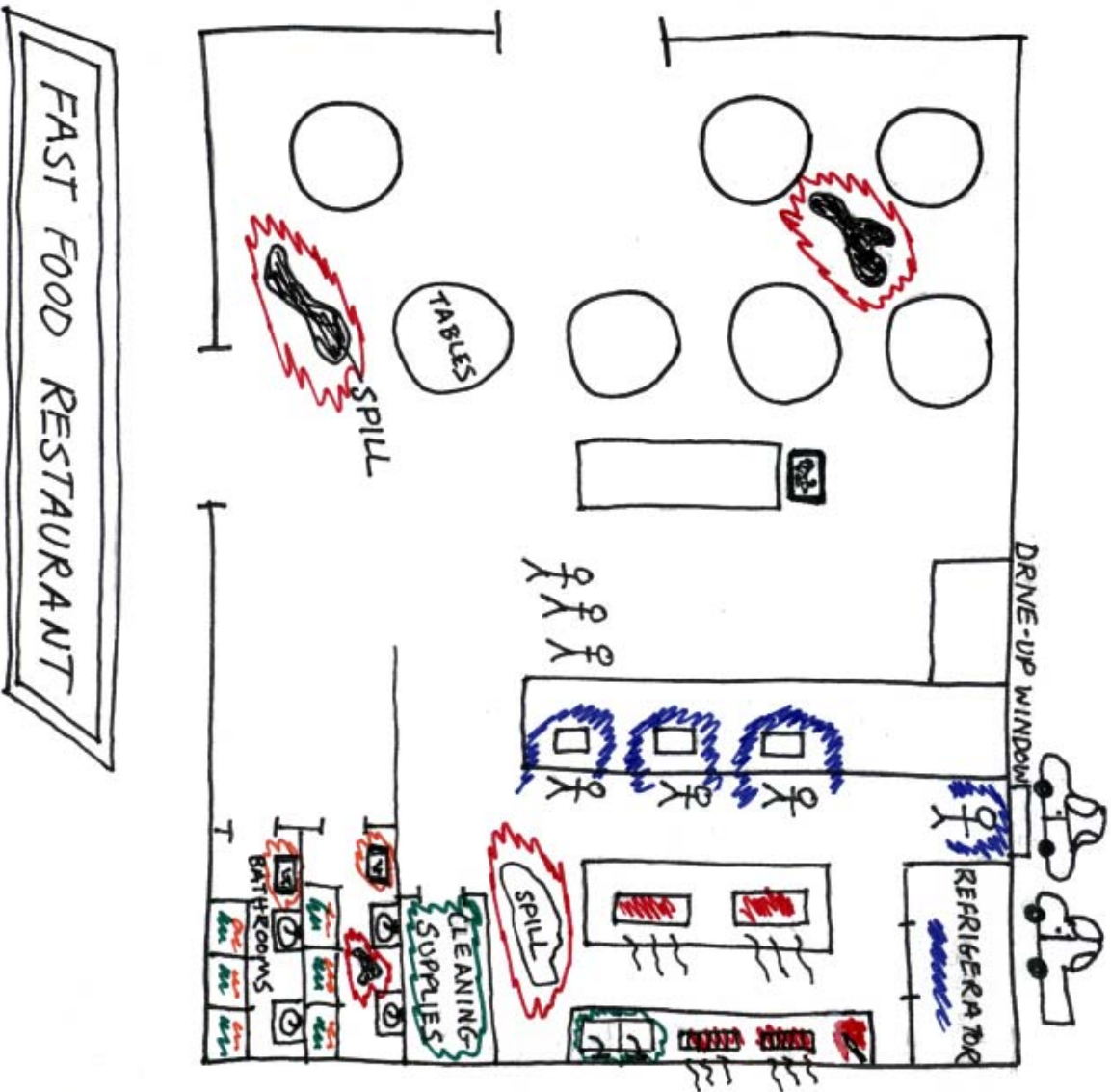
Students will draw maps in color:

**Red** = Safety Hazards

**Green** = Chemical Hazards

**Orange** = Biological Hazards

**Blue** = Other Health Hazards



SAFETY (RED)

- HOT GRILL
- HOT GREASE
- SHARP KNIVES
- SLIPPERY FLOORS

CHEMICAL (GREEN)

- CLEANING PRODUCTS
- DISHWASHING PRODUCTS

BIOLOGICAL (ORANGE)

- BACTERIA
- USED NEEDLES

OTHER (BLUE)

- CUSTOMERS/STRESS
- ROBBERY
- STANDING
- LIFTING

## Key Points: Finding Hazards

- Every job has health and safety hazards.
- You should always be aware of these hazards.
- Find out about chemicals at work by checking labels, reading MSDSs, and getting training.

# Controlling Hazards

First Choice: **Remove the hazard**

*Examples:*

- Use safer chemicals.
- Put guards around hot surfaces.

Next Choice: **Improve work policies and procedures**

*Examples:*

- Give workers safety training.
- Assign enough people to do the job safely.

Last Choice: **Use protective clothing and equipment**

*Examples:*

- Wear gloves.
- Use a respirator.

# Jamie's Story




Job: Hospital dishwasher

Injury: Dishwashing chemical splashed in eye




# Billy's Story



Job: Fast food worker

Injury: Burned hand on grill

## Stephen's Story



Job: Grocery store clerk

Injury: Hurt back while loading boxes

# Terry's Story



Job: Grocery store deli clerk

Injury: Cut finger on meat slicer

Overhead #20

## Chris' Story



Job: City public works employee

Injury: Fainted due to heat

## James' Story



Job: Pizza shop employee

Injury: Repetitive motion injury

## Maria's Story



Job: Farmworker

Injury: Pesticide poisoning

## Sara's Story




Job: Nursing aide

Injury: Back, neck, and shoulder pain

Overhead #24

## Brent's Story



Job: Pallet making

Injury: Amputated arm



## Key Points: Making the Job Safer

- OSHA requires employers to provide a safe workplace.
- It's best to get rid of a hazard completely, if possible.
- If your employer can't get rid of the hazard, there are usually many ways to protect you from it.

## Key Points: Emergencies at Work

- Every workplace should have an Emergency Action Plan.
- The plan should cover:
  - what to do in different emergencies
  - where shelters and meeting places are
  - evacuation routes
  - emergency equipment and alert systems
  - who's in charge
  - procedures to follow when someone is injured
- The plan should provide for practice drills.
- Workers should be trained on everything in the plan.

## Game Board

Rights on the Job	Dangerous Work & Work Permits	Hours for Teens & Working Safely	Job Injuries & Getting Help
<b>\$100</b>	<b>\$100</b>	<b>\$100</b>	<b>\$100</b>
<b>\$200</b>	<b>\$200</b>	<b>\$200</b>	<b>\$200</b>
<b>\$300</b>	<b>\$300</b>	<b>\$300</b>	<b>\$300</b>
<b>\$400</b>	<b>\$400</b>	<b>\$400</b>	<b>\$400</b>
<b>\$500</b>	<b>\$500</b>	<b>\$500</b>	<b>\$500</b>

## Key Points: Know Your Rights

### **Federal and state labor laws:**

- Set a minimum age for some types of dangerous work.
- Protect teens from working too long, too late, or too early.

### **OSHA says every employer must provide:**

- A safe and healthy workplace.
- Safety training on certain hazards, including information on dangerous chemicals.
- Safety equipment.

By law, your employer is not allowed to fire or punish you for reporting a safety problem.

## Handling Workplace Safety Problems

- Define the problem.
- Get advice from a parent, teacher, or co-worker.
- Choose your goals. Decide which solution is best.
- Know your rights.
- Decide the best way to talk to the supervisor.
- If necessary, contact an outside agency for help.

## Summing Up

- **Know Your Rights.** The factsheet is an important resource. Show it to your friends and parents.
- **Know Your Responsibilities.** It's your responsibility to follow safety rules and report any problems you see.
- **Know Your Employer's Responsibilities.** Your employer must keep the workplace safe and give you safety training.
- **Know How To Solve Problems.** Resources include co-workers, friends, parents, teachers, and government agencies like OSHA, EPA, and federal and state labor law enforcement agencies.