

Name: _____ Date _____ Period _____

Hygiene Potato Graph Worksheet

Scientists are curious people who ask a lot of questions about the world around them and then find the answers. The **scientific method** is the way scientists get from asking a question to finding an answer. You can be a scientist by filling out this worksheet as you observe and ask questions about what will happen to the three potatoes. On the back of the worksheet; make a graph to record your data.

Hypothesis - Make a guess. In this space, write what you think will happen to each potato.

Potato 1 will _____

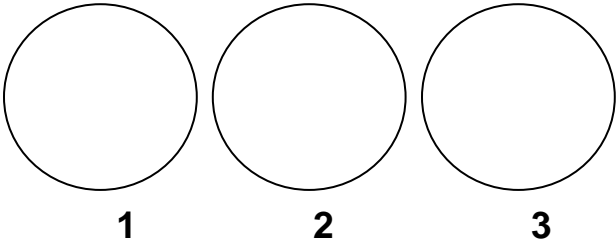
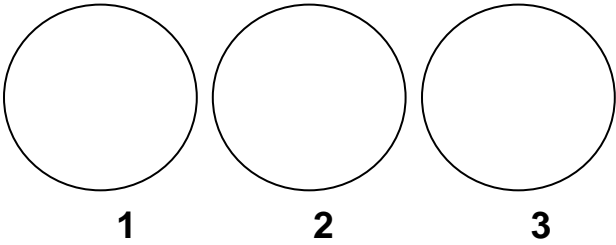
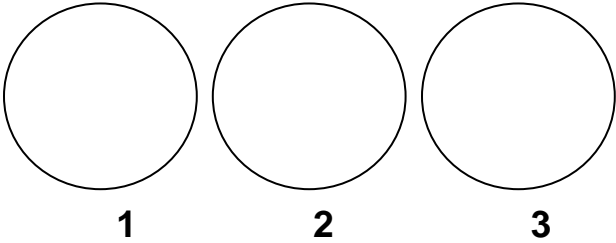
because _____

Potato 2 will _____

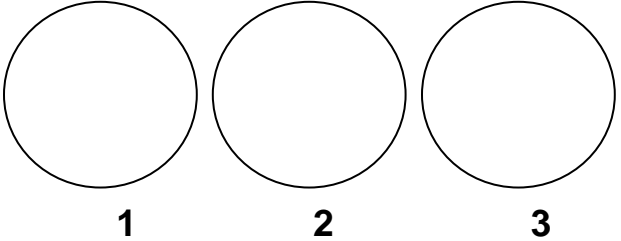
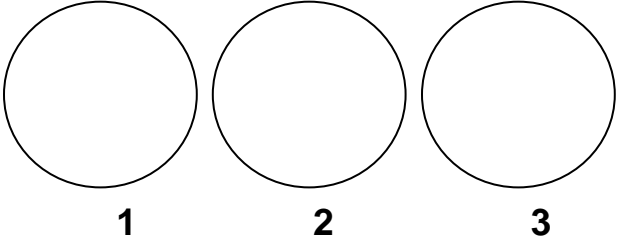
because _____

Potato 3 will _____

because _____

| | Observations Take a look | Data Write it down | Pictures Draw what you observe |
|-------|------------------------------------|------------------------------|--|
| Day 1 | | |  |
| Day 2 | | |  |
| Day 3 | | |  |

Name: _____ Date _____ Period _____

| | | | |
|-------|--|--|--|
| Day 4 | | |  |
| Day 5 | | |  |

Conclusions - Decide what it means. In this space, tell what happened and what you think it means.

Name: _____ Date _____ Period _____

Hygiene Potato Graph Worksheet

On this side of the worksheet, complete the chart to record your data. Each day rate each potato 1, 2, or 3 depending on which potato has the most mold. Total each potato's points.

| | Potato 1 | Potato 2 | Potato 3 |
|--------------|----------|----------|----------|
| Day 1 | | | |
| Day 2 | | | |
| Day 3 | | | |
| Day 4 | | | |
| Day 5 | | | |
| Total Points | | | |
| | | | |

What have you learned about the importance of properly washing your hands?

Why is it important to teach children good hygiene practices?
